

ActiveCare™

Deluxe Bed

Safely enter and exit the bed from a full chair position with the push of ONE button.



Shown with Optional ACT Touchscreen

Since the inception of the hospital bed - one of the biggest challenges for caregivers and patients is **safely** getting in and out of the bed. Today, Med-Mizer has innovated the **ActiveCare** Bed to solve this challenge.

- **OneButtonSafeTurnExit** — exclusive feature that fully automates the bed to turn into a chair and allow the patient to safely enter and exit the bed. Use the built in high/low as a stand assist to offer additional assistance and safety.
- **Full Chair Position/Powered Recliner** — full chair position to allow the patient the ability to sit in the bed and powered recliner allows for independent head/knee adjustments for added comfort. Watch TV, eat a meal, and socialize with family and friends while remaining comfortably in bed.
- **RollBack inPlace™** — head of bed can articulate to almost 90 degrees with the assistance of rollback in place to alleviate shearing/friction in the lower back.
- **Home-LikeFeatures** — enjoy premium wood aesthetics and hidden casters, and night light to provide your patients the ultimate in "home-like" comfort and amenities
- **Advanced "Medical" Features** — optional built in scale, out of bed exit alarm/light, lockouts, digital HOB/knee angle and height indicator, and trendelenburg to create the most advanced "residential looking" hospital bed

ActiveCare® Bed Deluxe Model SPECIFICATIONS


Deck Height Low	13.25"
Deck Height High	28.5"
Sleeping Surface	35"w, 42"w x 80"l
Maximum Safe Working Capacity	600lbs

LIMITED WARRANTY

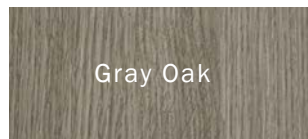
15 years on bed frame mechanics	1 year on wood, casters & handsets
2 years on drive system	Lifetime warranty on all welds




ENDBOARD OPTIONS




Obsidian Oak



Gray Oak




Natural Walnut



Cherry

MATTRESS OPTIONS



Deluxe - 7" Multi Layered foam with middle section die cut for superior pressure redistribution



Elite - 7" Copper gel infused memory foam for superior immersion and heat dissipation



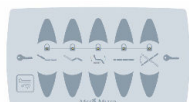
StatMatt - 7" Zoned Reactive Non Powered Air System reacts to movement and weight.

ACCESSORIES



Optional Scale

Advanced TouchScreen



Staff Controls with lockouts



SIDERAIL OPTIONS



Backlit Pendant



Up/Down Rail



Trendelenburg/Reverse Pendant



Mobility Bar

MED MIZER®

is at the forefront of innovating medical technology for post acute care. We are focused on partnering with you to help address healthcare challenges in the following key areas—



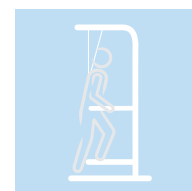
FALLS
PREVENTION




BARIATRIC
CARE



MOBILITY



REHABILITATION



WOUND CARE