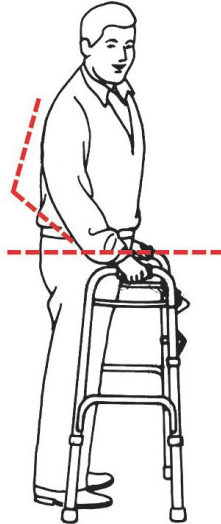


custom walker adjustments

*With your arm extended down,
handle should be at wrist height.*

*With your hand placed on
the hand-grip, your elbow
should be flexed 20° - 30°.*



CAUTION:

Be aware of the following:

- Electrical cords in way
- Liquids on floor
- Throw rugs
- Toys or debris
- Furniture
- Doors and door steps
- Gaps in floor

WARNING:

1. Use wheels on front legs only or on all four legs with appropriate rear wheel brakes.
2. Do not push one side of the walker ahead and then other side without lifting the walker first.
3. Use Drive accessories only. Use of other manufacturers' accessories can result in improper fit and risk fall and/or injury.
4. Do not use on stairs or escalators.

lifetime limited warranty

Your Drive brand product is warranted to be free of defects in materials and workmanship for the lifetime of the original consumer purchaser.

This device was built to exacting standards and carefully inspected prior to shipment. This Lifetime Limited Warranty is an expression of our confidence in the materials and workmanship of our products and our assurance to the consumer of years of dependable service.

In the event of a defect covered by this warranty, we will, at our option, repair or replace the device.

This warranty does not cover device failure due to owner misuse or negligence, or normal wear and tear. The warranty does not extend to non-durable components, such as rubber accessories, casters, and grips, which are subject to normal wear and need periodic replacement.

If you have a question about your Drive device or this warranty, please contact an authorized Drive dealer.



© 2006 Medical Depot, Inc. All rights reserved.
Drive is a trademark of Medical Depot, Inc.
Port Washington N.Y. 11050 USA Made in China

deluxe trigger release
folding walker
with 5" wheels



EU Authorized Representative
Drive International, LLC
Globe Lane - Stockport
DUKINFIELD SK16 4RE, GB

www.drivemedical.com

drive
MEDICAL DESIGN & MANUFACTURING

walker instructions

easy “pull up” trigger release
for opening and closing



REF 10226-4 Shown

For use with all
Deluxe, Trigger Release, Folding Walkers
with 5" Wheels.

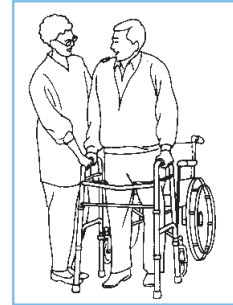
WEIGHT CAPACITY: 350 LBS.

drive
MEDICAL DESIGN & MANUFACTURING

www.drivemedical.com

wheelchair to walker transfer

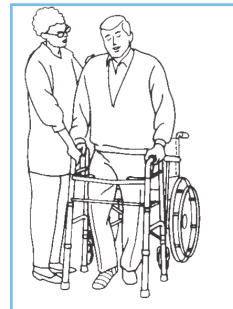
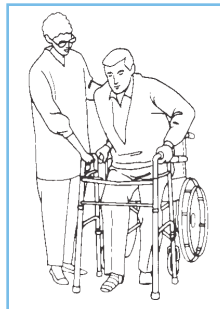
Making certain wheels on the wheelchair are locked lift your body by pushing down on the armrests and carefully transfer one hand at a time to the walker.



wheelchair to walker transfer

(with lower extremity injury to right leg or foot)

Making certain wheels on the wheelchair are locked, lift your body by pushing down on the armrests and carefully transferring first the left hand, then the right hand to the walker. (If injury to left leg or foot transfer the right hand first, followed by left.)



three-point gait

(for walking with walker)

Step 1

Align the middle of your
foot with the back legs
of the walker.



Step 2

Lift the walker up and
place it comfortably in
front of you, making sure
all four legs end up on
the floor.



Step 2

Carefully, walk forward
one step at a time.

