



# Bring Safety & Function Back Into The Home

**drive**

**DeVilbiss**  
HEALTHCARE




## Standards for Accessible Design

When installed in accordance with ADA & CSA guidelines our grab bars meet ADA & CSA Standards for accessible design and offer stability and support for each need. These grab bars help prevent falls and potential injuries in the home while providing an inclusive environment for those with disabilities.



## Choose the Grab Bar That's Right for You!



Knurled chrome grab bar diameter provides a no-slip grip

[LEARN MORE](#)



Durable, white powder-coated steel is attractive and easy to clean

[LEARN MORE](#)



Available in 12", 16", 18", 24" & 32" (chrome only) sizes

The ADA & CSA provide guidelines for public accommodations and commercial facilities. Under these guidelines grab bars must meet following requirements.

- ✓ Installed horizontally
- ✓ Provide a sizeable gripping surface
- ✓ Diameters of 1¼" – 2"
- ✓ Space between the grab bar and the wall of at least 1½", so that someone can easily grab onto the bar
- ✓ Cannot rotate in their fittings, as that makes it more difficult to use as support
- ✓ Support up to 250 lbs.

Your Drive grab bar meets each of these standards.

Below are some additional tips to consider when installing a grab bar in your own personal residence:

- ✓ Make sure surroundings have rounded edges and are free of sharp edges
- ✓ Objects below and at the ends of the bar should be at least 1½" away
- ✓ Objects above should be at least 12" away

For more information visit [www.ada.gov](http://www.ada.gov) or [www.csagroup.org](http://www.csagroup.org)