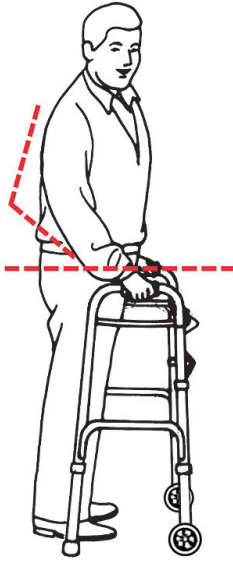


custom walker adjustments

*With your arm extended down,
handle should be at wrist height.*

*With your hand placed on
the hand-grip, your elbow
should be flexed 20° - 30°.*



CAUTION:

Be aware of the following:

- Electrical cords in way
- Liquids on floor
- Throw rugs
- Toys or debris
- Furniture
- Doors and door steps
- Gaps in floor

WARNING:

1. Use wheels on front legs only or on all four legs with appropriate rear wheel brakes.
2. Do not push one side of the walker ahead and then other side without lifting the walker first.
3. Use Drive accessories only. Use of other manufacturers' accessories can result in improper fit and risk fall and/or injury.
4. Do not use on stairs or escalators.

maintenance

Drive recommends periodic visual inspection of this product by the user, to ensure that all parts and hardware are secure, that components are in good working order and not worn, torn, frayed, or loose, and that there are no obstructions or impediments to normal, safe operation. If any part or mechanism appears to be unsafe or compromised, do not use the product. If you experience problems, please contact the provider that sold you the product or visit www.drivemedical.com/help for more info.

lifetime limited warranty

Your Drive brand product is warranted to be free of defects in materials and workmanship for the lifetime of the original consumer purchaser.

This device was built to exacting standards and carefully inspected prior to shipment. This Lifetime Limited Warranty is an expression of our confidence in the materials and workmanship of our products and our assurance to the consumer of years of dependable service.

This warranty does not cover device failure due to owner misuse or negligence, or normal wear and tear. The warranty does not extend to non-durable components, such as rubber accessories, casters, and grips, which are subject to normal wear and need periodic replacement.

If you have a question about your Drive device or this warranty, please contact an authorized Drive dealer.



© 2018 Medical Depot, Inc. All rights reserved.

Drive is a trademark of Medical Depot, Inc.

Port Washington N.Y. 11050 USA Made in China

bariatric aluminum
folding walker,
two button with
heavy duty wheels

item # 10220-1WW



www.drivemedical.com

walker instructions

folding mechanism



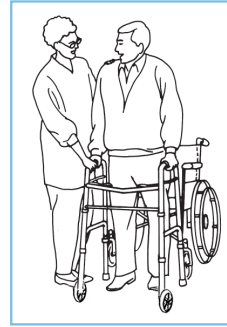
REF: 10220-1WW Shown

WEIGHT CAPACITY: 600 LBS

driveTM
www.drivemedical.com

wheelchair to walker transfer

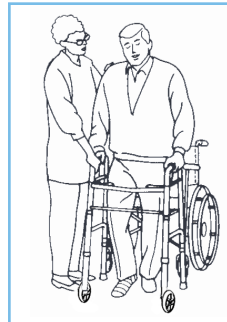
Making certain wheels on the wheelchair are locked lift your body by pushing down on the armrests and carefully transfer one hand at a time to the walker.



wheelchair to walker transfer

(with lower extremity injury to right leg or foot)

Making certain wheels on the wheelchair are locked, lift your body by pushing down on the armrests and carefully transferring first the left hand, then the right hand to the walker. (If injury to left leg or foot transfer the right hand first, followed by left.)



three-point gait

(for walking with walker)

Step 1

Align the middle of your foot with the back legs of the walker.



Step 2

Slide the walker forward and place it comfortably in front of you.



Step 3

Carefully, walk forward one step at a time.

