

INVACARE®

SOFTFORM

THERAPEUTIC SUPPORT SURFACES



Invacare® Softform Mattresses utilize superior materials inside and out for comfortable, durable mattresses which are designed to aid in prevention of pressure ulcers in residents up to Very High Risk, making them a highly versatile prevention surface. From high-resiliency 2.5 lb. castellated polyurethane foam to premium four-way stretch covers, Softform mattresses are more comfortable and will retain their supportive qualities longer than typical foam mattresses.

Invacare® Softform Therapeutic Support Surfaces




Designed using superior materials from top to bottom to aid in pressure ulcer prevention

Higher density foam delivers a higher degree of prevention and performance


Softform Mattresses utilize 2.5 lb. high-resiliency (HR) foam, which means they will maintain their shape, comfort and pressure-reduction qualities longer than foams of lower density. HR foam contours to the resident exceptionally well, and when combined with the castellated design of the Softform Mattress, provides necessary pressure relief without sacrificing comfort.



The **fluid-resistant, four-way stretch Softform Mattress cover** is designed to help reduce shear and friction forces, which can be contributing factors in the development of pressure ulcers as well as make the skin tissue more vulnerable to the forces of direct pressure.



The **Invacare® Softform Premier™ Mattress** features a unique contoured foam insert which provides excellent resident comfort and optimizes pressure reduction for residents up to **Very High Risk**. A single piece foam U-core provides side support and helps facilitate resident transfers.



Premium fluid-resistant cover

1. Softform mattress covers are four-way stretch polyurethane and feature a tough coated polyurethane base to extend the longevity of the mattress. The Softform Premier mattress features high frequency welded seams; the Softform Excel Mattress features stitched seams. (Softform Premier mattress cover shown).
2. Softform mattress covers feature a concealed zipper, reducing possible risk of fluid ingress (full flap on Softform Premier mattress cover shown).
3. Fully removable covers allow for easy replacement, laundering and inspection of foam.

Castellations

4. Unique castellated cells break the surface tensions of the foam, allowing resident to be immersed into the foam, maximizing body contact area and optimizing pressure reduction.
5. The Softform Premier mattress features premium HR foam cut into mushroom-shaped cells to allow superior resident immersion and pressure redistribution.
6. The Softform Excel mattress features a unique keyhole cut to ensure proper airflow through the foam to maintain a consistent temperature while moving with the resident for improved comfort.

Single-piece U Core

7. The Softform Premier mattress features a single piece foam "U" core which facilitates resident transfer by providing effective side-wall support. Manufacturing the core out of one piece of foam vs. glued sections results in a strong, durable mattress.

Raised Side Rail (RSR) covers available separately

8. Customize Softform mattresses with RSR covers as needed for residents requiring additional side support. Widths up to 48" available.

There are important clinical and cost advantages associated with the use of the Softform Mattress.

As an integral part of your support surface formulary, the Invacare Softform Mattresses will deliver essential clinical and financial benefits. In two published, randomized clinical studies, the use of the Softform Mattress in place of traditional mattress systems reduced pressure ulcer incidence in high risk patient populations from 34% to 7% and pressure ulcer prevalence from 30% to 9% respectively.^{1,2}

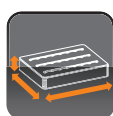
In subsequent work, Gray and colleagues examined the long term performance of the Softform and concluded there was no deterioration of the mattress performance over three years.³ Additionally, James concluded a standardized, static led mattress approach using the Softform mattress improved patient care, produced a significant savings and reduced dynamic mattress rental costs over a three year period.²

1. Gray D, Campbell M. A Randomized Clinical Trial of Two Types of Foam Mattresses. Journal of Tissue Viability 1994;4(4): 128-132

2. James J. A Static-led Approach to Pressure Ulcers: an Evaluation After 3 Years. British Journal of Nursing 2004;13(20): 1221-1225

3. Gray D, Cooper P, Campbell M. A Study of the Performance of a Pressure Reducing Foam Mattress After Three Years of Use. Journal of Tissue Viability 1998;8(3): 9-13

	Invacare® Softform Premier™ Mattress
Resident Risk Level	Low-Very High
Construction	U Core with removeable HR Foam Insert
Foam Cut	Mushroom Cell
Built-in Side Support	Yes
Cover	4 way stretch with High Frequency Welded Seams
Infection Control	Full flap to conceal Zipper
Capacity	500 lb. (650 lb. bariatric models available)
Warranty	8 Years Foam, 4 Years Cover



Model #

Dimensions

Weight
Capacity

Regulation
Compliance

Limited
Warranty

Invacare® Softform Premier™ Mattress

IPM1080	80"L 36"W 6"H	500lb.	TB 129, 16 CFR 1632 16 CFR 1633	8 Years Foam 4 Years Cover
IPM1084	84"L 36"W 6"H	500lb.	TB 129, 16 CFR 1632 16 CFR 1633	8 Years Foam 4 Years Cover
IPM1080B42	80"L 42"W 6"H	650lb.	TB 129, 16 CFR 1632 16 CFR 1633	8 Years Foam 4 Years Cover
IPM1080B48	80"L 48"W 6"H	650lb.	TB 129, 16 CFR 1632 16 CFR 1633	8 Years Foam 4 Years Cover

Invacare Corporation
www.invacare-cc.com

USA

One Invacare Way
Elyria, Ohio
44035-4190
(800) 668-2337

Canada

994 Hargrieve Road
London, Ontario
N6E 1P5 Canada
(800) 668-2337

©2023

Invacare Corporation.
All rights reserved.
Trademarks are
identified by the
symbols ™ and ®.
All trademarks are
owned by or licensed
to Invacare Corporation
unless otherwise
noted. Specifications
are subject to change
without notification.
Form No. 14-128
Rev 2/23 230109

