

INVACARE® BED RAILS

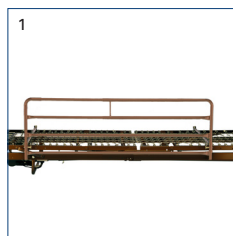


Yes, you can.®



All **Invacare® Bed Rails** feature durable welded steel construction and are designed to withstand heavy-duty use. These rails can be installed permanently or semi-permanently on most Invacare Home Care Beds. When properly used, bed rails are some of the most important safety and accident prevention accessories used in the patient room today.

Invacare beds, mattresses and rails, excluding therapeutic support surfaces and bariatric beds, when used as a system and sold new and unused after August 1, 2007, meet the recommended FDA Guidelines for bed rail entrapment. Visit www.invacare.com/bedsafety for additional safety and entrapment information.



1. Invacare® Reduced Gap Full-length Bed Rail

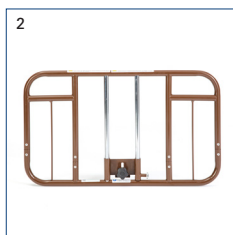
HCPCS Code: E0310**

Model # 6629P

Durable 7/8" welded steel construction

Self-adjusting spring-loaded crossbraces snap easily into place without tools for quick installation

Compatible with 5307IVC, 5310IVC, 5410IVC



2. Invacare® Clamp-On Half Rail

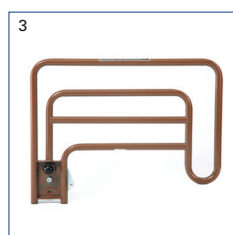
HCPCS Code: E0305**

Model # 6630DS

Clamp on rail, no tools required

Welded steel construction with brown vein finish and chrome on the third and fourth rail for scratch-resistant movement of the adjustment bracket

Compatible with 5307IVC, 5310IVC and 5410IVC



3. Invacare® Assist Bed Rail

HCPCS Code: E0305**


Model # 6632

Heavy-duty 1" powder coated, welded steel construction

3 positions: Guard, Assist, Transfer

Moves easily out of the way with a quick release button

Compatible with 5307IVC, 5310IVC, 5410IVC and 5410LOW



4. Invacare® Reduced Gap Heavy-Duty Half-Length Bed Rail

HCPCS Code: E0305**

Model # BAR6640IVC

Heavy-duty 1" chrome-plated, welded steel construction

Bolt-on hardware for added strength

For optimal safety and convenience, four half-length rails are recommended (one set for head area and one set for foot area)

Compatible with BAR600IVC bed only

Invacare Corporation
www.invacare.com

USA

One Invacare Way
Elyria, Ohio
44035-4190
(800) 333-6900

Canada

570 Matheson Blvd. E.,
Unit 8
Mississauga, Ontario
L4Z 4G4 Canada
(800) 668-5324

©2017

Invacare Corporation.
All rights reserved.
Trademarks are
identified by the
symbols ™ and ®.
All trademarks are
owned by or licensed
to Invacare Corporation
unless otherwise noted.
Form No. 11-174
Rev. 05/17
170503

Model #	Rail Length*	Rail Height Above Deck Raised	Rail Height Above Deck Lowered	Width Between Rails	Shipping Weight	Limited Warranty
6629	49"	14.5"	4.25"	36"	27.5 lb.	1 Year
6630DS	32"	16"	3.5"	37"	24 lb.	1 Year
6632	27"	14.5"	N/A	36"	21 lb.	1 Year
BAR6640IVC	28.75"	15"	3.5"	42"	25 lb.	1 Year

*Measurement on flat bed with crossbraces installed as per instruction sheet.

Invacare beds, mattresses and rails, excluding powered support surfaces and bariatric beds, when used as a system and sold new and unused after August 1, 2007, meet the voluntary FDA Guidelines for bed rail entrapment. Visit www.invacare.com/bedsafety for additional safety and entrapment information.

NOTE: Whenever bed rails are used as part of any hospital or home care bed system, the potential for bed rail entrapment exists. To reduce this risk, a patient must always be assessed regarding their risk of entrapment before any product is used. Routine patient monitoring is also required once a product is in use. To learn more about the risk of bed rail entrapment please visit the US FDA's website at <http://www.fda.gov> and search for "Bed Rail Entrapment."

**All references to HCPCS codes: Providers are responsible for determining the appropriate billing codes when submitting claims to the Medicare program, and should consult an attorney or other advisor to discuss specific situations in further detail.

