

ATTENTION

There is a potential risk of serious injury or death associated with virtually every product regardless of its type or intended use. Stander, Inc., has worked tirelessly to minimize all risks associated with its mobility aids, yet given the types of products, users, and a myriad of things outside of our control, we cannot eliminate every conceivable risk. Accordingly, a consumer must use common sense when utilizing our products and consider the user's overall physical and mental health.

Read all the materials that accompany this product before it is installed or used.

LIMITED WARRANTY

Stander, Inc. warrants to the original purchaser that this product will be free from defects in material and/or workmanship for 1 year from the date of purchase. During the warranty period we will correct any defects in material or workmanship at no charge. All shipping cost must be paid by the original purchaser. Any replacement parts will be new and are warranted for the remainder of the original warranty or thirty (30) days from the date of shipment, whichever is longer. The original purchaser must notify Stander, Inc. during the warranty period in writing of the defect in workmanship or material. This warranty is not transferable and covers only normal use. Stander will not refund or pay for any shipping charges. The warranty does NOT cover: (1) Damage during shipment other than original shipment to retailer; (2) Damage caused by unauthorized attachments, alterations, or modifications; (3) Damage caused by the use of the product for purposes other than those for which the product was designed or intended; and (4) Damage caused by any other abuse, misuse, mishandling or misapplication. Under no circumstances shall Stander, Inc. be liable for any special, incidental, or consequential damages based upon breach of this limited warranty, breach of contract, or strict liability. THERE ARE NO WARRANTIES WHICH EXTEND BEYOND THOSE INDICATED HEREIN. ALL OTHER WARRANTIES, EXPRESS OR IMPLIED (INCLUDING ALL IMPLIED WARRANTIES OF MERCHANTABILITY OR FITNESS FOR A PARTICULAR PURPOSE), ARE HEREBY DISCLAIMED. Some states do not allow limitations on how long an implied warranty lasts, so the above limitation may not apply to you. This warranty gives you specific legal right, and you may also have other rights which vary from state to state. To obtain service under this warranty, you can reach Stander, Inc. at (800) 506-9901 or (435) 755-0453.

WARNINGS

- 1) INSTALLATION:
- a) Do not use or install this product unless you read and understand these warnings and instructions to ensure the product is properly used. If you have any questions regarding the use, associated risks, or anything at all regarding this product call Stander Inc. at (800) 506-9901 or (435) 755-0453.
 - b) Do NOT alter the product in any way or vary the intended use of the product.
- 2) PHYSICAL AND MENTAL CONDITIONS:
- a) Individuals who have problems with physical limitations, paralysis, symptoms of dementia, Alzheimer's or memory loss, uncontrolled body movement, walk unsafely without assistance, frailty, weakness, confusion, restlessness, or are under the influence of medications, drugs or any substance that could impair their balance or judgment, or any other unforeseeable reasons that could affect the users physical and mental ability to safely use this product, are at a higher risk of injury. Since these conditions are subjective and Stander Inc. has no control who chooses to use this product, it is the user(s) responsibility to consult a physician before using this product.
- 3) EXTERNAL FACTORS:
- a) Children should not be allowed to hang on or play with this product.
 - b) No external items should be attached to this product.
- 4) AGREEMENT BETWEEN USER(S) AND STANDER INC.:
- a) If the user(s) choose to use this product, it is understood between the user(s) AND Stander Inc., that the user(s) accept the risks associated with using this product. Since these conditions are subjective and Stander Inc. has no control over who chooses to use this product, the user(s) agree to be liable for their decisions when using this product.
- 5) CONSUMER RIGHTS AND ARBITRATION AGREEMENT:
- a) This arbitration agreement ("Agreement") affects your legal rights and remedies by providing that disputes between you and the manufacture of this product ("Stander"), must be resolved through binding arbitration, rather than in a court. Please read this agreement carefully as you accept the terms of this agreement by assembling and using this product. If you do not agree to the terms of this agreement, return the product to the location of purchase for a refund.
 - i) RESOLUTION OF CLAIMS OR DISPUTES. Any claim or dispute between you and Stander arising out of or relating in any way to the Product or this Agreement shall be resolved through final, binding arbitration. This arbitration obligation applies regardless of whether the claim or dispute involves a tort, fraud, misrepresentation, product liability, negligence, violation of a statute, or any other legal theory. Both you and Stander specifically acknowledge and agree that you waive your right to bring a lawsuit based on such claims or disputes and to have such lawsuit resolved by a judge or jury.
 - ii) LIMITATION OF LEGAL REMEDIES. All arbitrations under this Agreement shall be conducted only on an individual (and not a class-wide) basis and an arbitrator shall have no authority to award class-wide relief. You acknowledge and agree that this Agreement specifically prohibits you from commencing arbitration proceedings as a representative of others or joining in any arbitration proceedings brought by any other person.
 - iii) ARBITRATION PROCEDURES.
 - (1) Before commencing any arbitration proceedings under this Agreement, you must first present the claim/dispute to Stander by calling (800) 506-9901 or (435) 755-0453, providing requested contact information and allowing Stander the opportunity to resolve it. If your claim or dispute is not resolved within sixty (60) days, you may commence arbitration proceedings in accordance with the terms of this Agreement.
 - (2) The arbitration of claim(s)/dispute(s) under this Agreement shall be pursuant to the American Arbitration Association's ("AAA") United States Commercial Dispute Resolution Procedures and Supplementary Procedures for Consumer-Related Disputes (see www.adr.org for their rules and procedures).
 - (3) The arbitration of any claim/dispute under this Agreement shall be in the State of Utah.
 - (4) All administrative expenses of arbitration proceedings under this Agreement shall be divided equally between you and the Company, except that: (a) if the claims/dispute subject to the arbitration proceedings is less than ten thousand dollars (US\$10,000), you will be responsible for no more than one hundred twenty-five dollars (US\$125) in administrative expenses; (b) if the claim/dispute subject to the arbitration proceedings is more than ten thousand dollars (US\$10,000) but less than seventy-five thousand dollars (US\$75,000), then you will be responsible for no more than three hundred seventy-five dollars (US\$375) in administrative expenses; and (c) if the claim/dispute subject to the arbitration proceedings is more than seventy-five thousand dollars (US\$75,000), then you will be responsible for administrative expenses in accordance with the Commercial Fee Schedule provided by the AAA. You acknowledge and agree that each party shall pay the fees and costs of its own counsel, experts and witnesses.
 - iv) CHOICE OF LAW & SEVERABILITY. This Agreement shall be governed by the United States Federal Arbitration Act and the laws of the state of Utah. If any provision of this Agreement is declared or found to be unlawful, unenforceable or void, such provision will be ineffective only to the extent that it is found unlawful, unenforceable or void and the remainder shall remain fully enforceable.



The Curve Grab Bar Assembly Instructions:

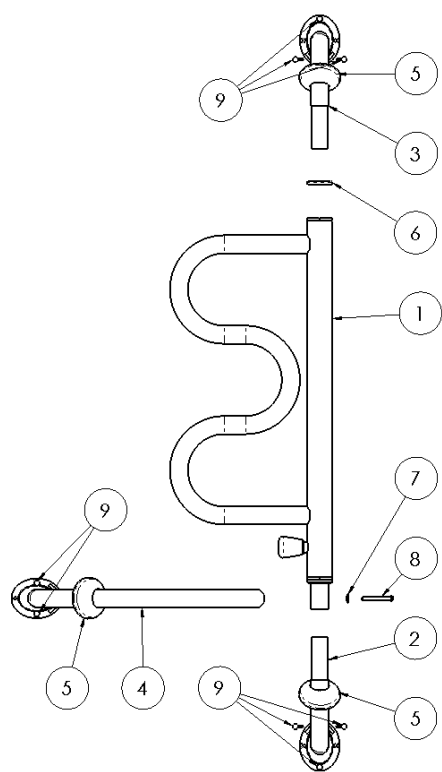


FIGURE 1

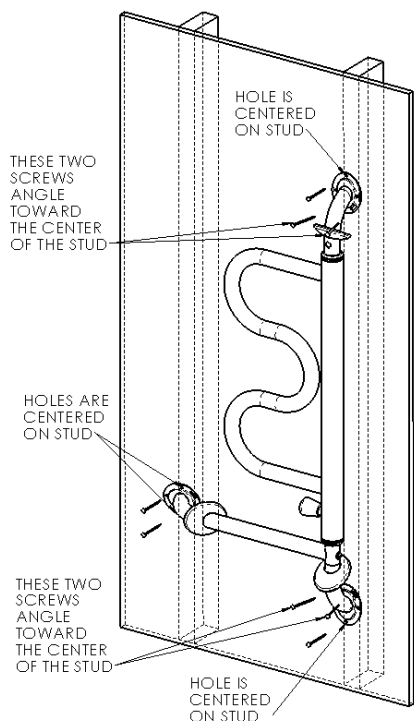


FIGURE 2

ITEM LIST:

- | | |
|---|--------------------------------------|
| 1. Curved Handle | 6. Pivot Bushing |
| 2. Base Mount (Has a hole through tube) | 7. Washer |
| 3. Top Mount (No hole through tube) | 8. Socket Head Screw |
| 4. Horizontal Mount | 9. Wood Screws (Quantity 10) 2 Extra |
| 5. Cover Cap (Quantity 3) | 10. Allen Head Wrench (not shown) |

STEP 1:

Take all items out of the box and lay them on a flat surface as shown in Figure 1.

Put Cover Caps (Item-5) on Items 2, 3, and 4 as shown in Figure 1.

STEP 2:

Insert the Base Mount (Item-2) into the Curved Handle (Item-1) and align the holes to insert Socket Head Screw (Item-8).

Insert the Socket Head Screw (Item-8) into the Washer (Item-7) and insert the Socket Head Screw through the aligned holes of the Curved Handle (Item-1) and Base Mount (Item-2).

STEP 3:

Align Horizontal Mount (Item-4) with the Socket Head Screw (Item-8) and use the included Allen Head Wrench to tighten the Socket Head Screw into the threaded end of the Horizontal Mount (Item-4).

Note: The threaded end of the Horizontal Mount (Item-4) is located on the inside of the Horizontal Mount tube. Make sure the Socket Head Screw is aligned before tightening. If the Socket Head Screw is not aligned, you can damage the threaded end of the Horizontal Mount (Item-4).

STEP 4:

Before inserting the Top Mount (Item-3) into the Curved Handle (Item-1), slide the Pivot Bushing (Item-6) onto Top Mount (Item-3).

Note: The Pivot Bushing (Item-6) has a large radius (rounded) edge on one side. Slide the large radius (rounded) side on first.

STEP 5:

Determine the location that you would like to install the Curve Grab Bar. Once you have determined the location, you will need to locate the studs behind the wall. The studs are the rectangular shaped wood structures that support the wall. The studs are perpendicular to the floor and the studs are spaced 16 inches apart behind the wall.

It is important that all 8 wood screws are securely fastened into the studs. There are several options used to locate the studs behind the wall.

- Use a magnet. The wall is attached to the studs with steel nails. As you scan a wall with the magnet, the magnet will be attracted to the steel nail and show you where the center of the stud is located.
- Most home improvement stores sell stud locators.
- Ask someone with experience or have a local contractor install the Curve Grab Bar for you.

STEP 6:

With the studs located, lightly draw a vertical line with a pencil to represent the center line of the two studs that the Curve Grab Bar will be mounted to. Have someone hold the assembled Curve Grab Bar in the desired location such that the 2 marked holes in Figure 3 and the bottom hole in Figure 4 and the top hole in Figure 5 are all on the vertical center lines of the studs as shown in Figure 2.

Lightly mark with a pencil the location of the 2 mounting holes shown in Figure 3. These 2 mounting holes should line up with the center line of one of the studs. Also mark with a pencil the location of the 3 mounting holes shown in Figure 4. Do not mark the 3 holes shown in Figure 5 yet.

STEP 7:

Remove the Curve Grab Bar from the wall and drill the 5 marked holes with a 1/8-inch diameter drill bit as shown in Figure 3 and Figure 4. Remember, the angled holes shown in Figure 4 are drilled at an angle toward the center line of the stud.

STEP 8:

After the 5 holes have been drilled, have someone hold the assembled Curve Grab Bar in the desired location and screw all 5 screws through the brackets as shown in Figure 3 and Figure 4. After the Curve Grab Bar is secured to the wall with the 5 screws, mark the final 3 holes shown in Figure 5.

STEP 9:

Remove the Top Mount (Item-3) along with the Cover Cap (Item-5) and Pivot Bushing (Item-6) in order to drill the final 3 holes. After the final 3 holes shown in Figure 5 are drilled, reassemble the Top Mount (Item-3), Cover Cap (Item-5), and the Pivot Bushing (Item-6) and screw the final 3 screws through the Top Mount (Item-3) bracket as shown in Figure 5.

STEP 10:

Slide the Cover Caps (Item-5) over the wall brackets and snap them into place with light pressure.

NOTE: SLIGHT MOVEMENT OF THE INSTALLED HANDLE IS NORMAL AND SAFE. THIS MOVEMENT ALLOWS THE LOCKING PIN TO EASILY LOCK INTO 5 USER POSITIONS.

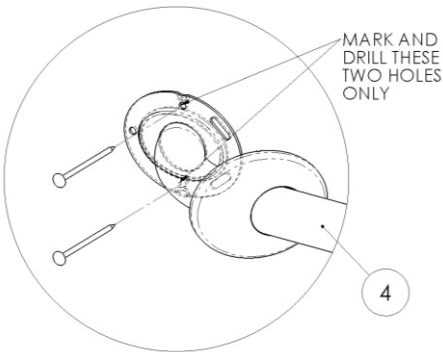


FIGURE 3

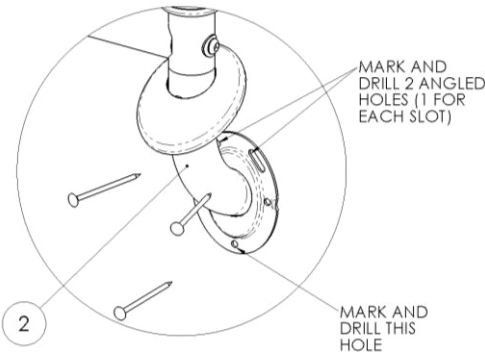


FIGURE 4

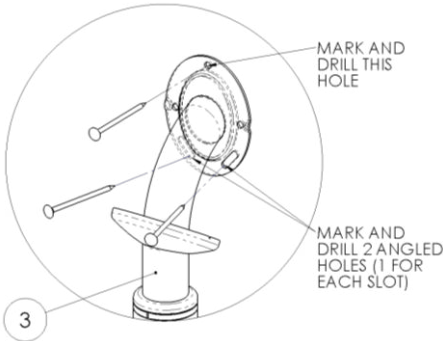


FIGURE 5

SAFETY PRECAUTIONS:

1. Serious injury or harm can result if the product is not properly installed. Stander Inc. is committed to providing safe products and informing the user of ways to prevent accidents.
 - ✓ Regularly check the Curve Grab Bar to make sure it is tightly secured to the wall.
 - ✓ The Curve Grab Bar uses a spring-loaded pin that allows the handle to rotate and lock into several user positions. Make sure that the rotating handle is in a locked position before using the product. If the rotating handle is not locked before using, the user may fall and serious injury or harm could result.
 - ✓ Additional safety measures should be taken for users that are a high risk. High risk users include those who are not mentally conscious (including those individuals under medication), users who have size or weight conditions, or any condition that impair their ability to use the Curve Grab Bar without assistance.
 - ✓ If you have any concerns or questions regarding these precautions, please contact Stander Inc. at 1-800-506-9901.

- 2. If you are suffering from an ailment or injury or are taking medications that affect your balance or ability to stand or sit down, you should first consult with a physician before using this product. If the product is not used properly, serious injury or harm could result.
- 3. This product is designed to provide balance and support while sitting and standing. Do not hang or swing from the Curve Grab Bar. Weight capacity is 300 pounds of direct vertical weight.
- 4. The product instructions must be carefully followed to ensure that the product is properly assembled and positioned. Failure to follow the instructions could result in serious injury to the user(s) of the product.
- 5. Children should not be allowed to hang on or play with the product.
- 6. DISCLAIMER: Neither Stander Inc. nor the manufacture is liable for any harm or injury that may result or has resulted from the improper use or assembly of the product.

LIMITED WARRANTY:

Congratulations on the purchase of your product made by Stander Inc. We hope that it will ease your daily living. Please read the following warranty statement for your protection.

Stander Inc. warrants to the original purchaser that this product will be free from defects in material and/or workmanship for 1 year from the date of purchase.

During the warranty period, Stander Inc. will correct any defects in material or workmanship, at no charge. The original purchaser, however, must prepay shipping cost. Any replacement parts will be new and are warranted for the remainder of the original warranty or thirty (30) days from the date of shipment, whichever is longer. The original purchaser must notify Stander Inc. during the warranty period in writing of the defect in workmanship or material. This warranty is not transferable and covers only normal use. NO SHIPPING CHARGES ARE REFUNDABLE.

The warranty does NOT cover the following:

- Damage during shipment other than original shipment to retailer.
- Damage caused by unauthorized attachments, alterations, or modifications.
- Damage caused using the product for purposes other than those for which the product was designed or intended.
- Damage caused by any other abuse, misuse, mishandling or misapplication.

Under no circumstances shall Stander Inc. be liable for any special, incidental, or consequential damages based upon breach of this limited warranty, breach of contract, or strict liability.

THERE ARE NO WARRANTIES WHICH EXTEND BEYOND THE DESCRIPTION ON THEFACE HEREOF. ALL OTHER WARRANTIES, EXPRESS OR IMPLIED (INCLUDING ALL IMPLIED WARRANTIES OF MERCHANTABILITY OR FITNESS FOR A PURPOSE), ARE HEREBY DISCLAIMED.

Some states do not allow limitations on how long an implied warranty lasts, so the above limitation may not apply to you. This warranty gives you specific legal right, and you may also have other rights, which vary from state to state.

To obtain service under this warranty, you can reach Stander Inc. at 1-800-506-9901.

NOTICE
DO NOT RETURN TO STORE:
If you are experiencing problems,
please contact Stander Inc. at
1-800-506-9901 for assistance.

