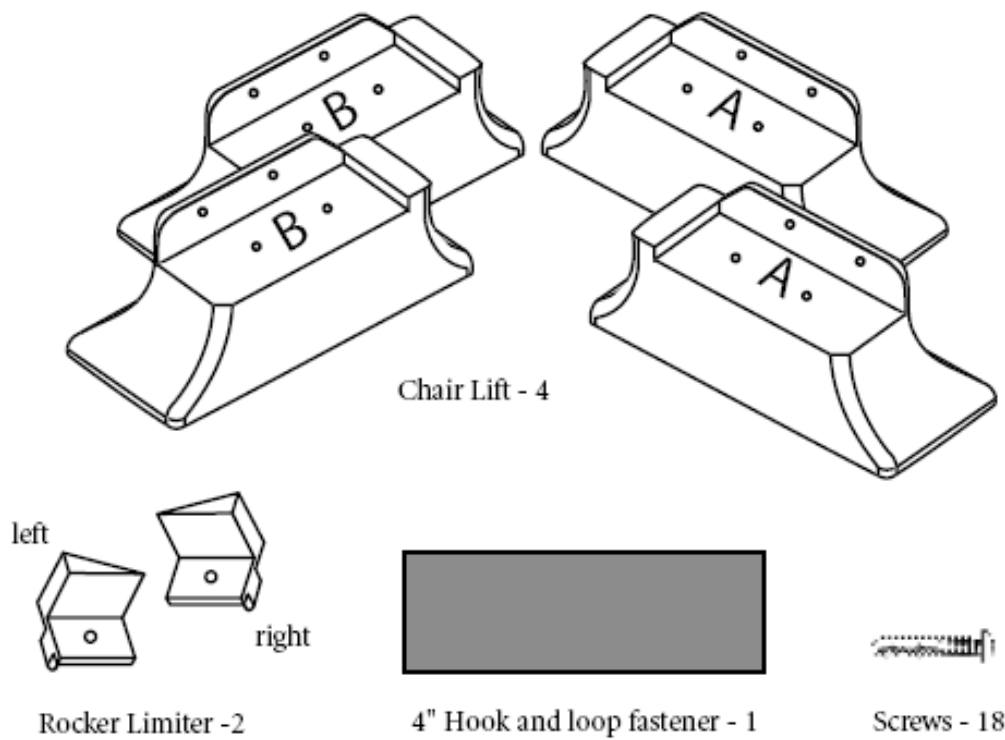




Recliner Risers™

**Comfort to live.
Freedom to move.**

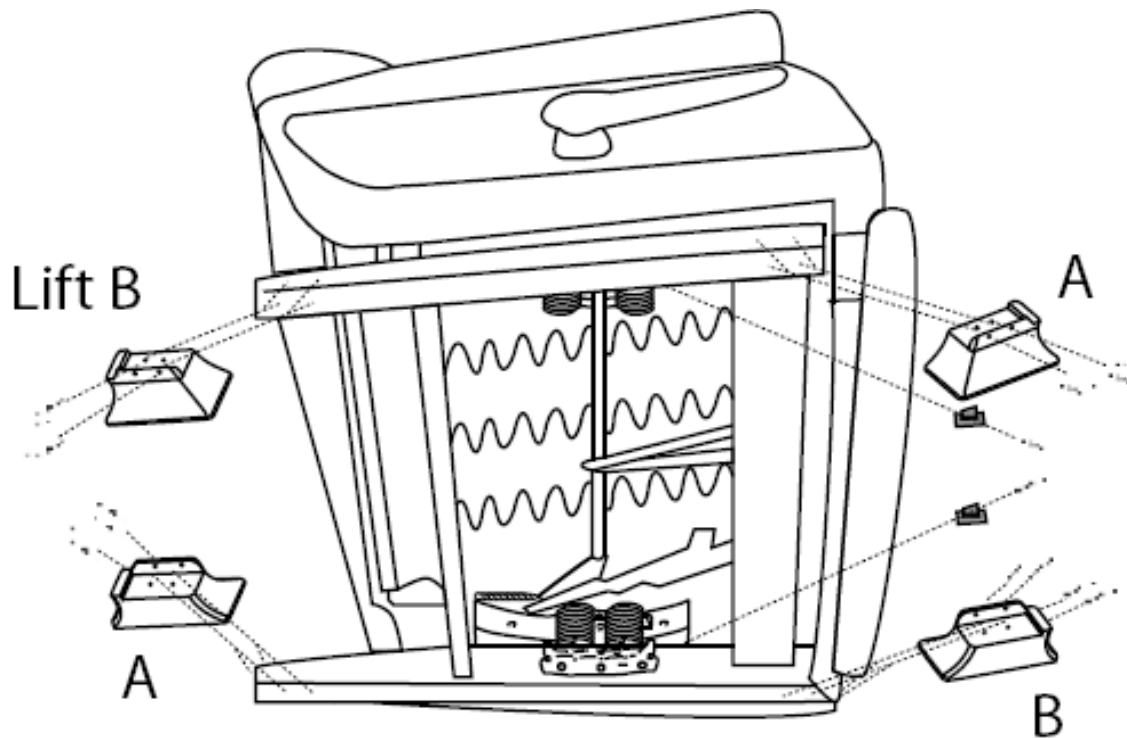
Items Included:



Tools Required:

Scissors, Screwdrivers – 1 Phillips, 1 Flathead

Exploded View:



Installation Instructions:

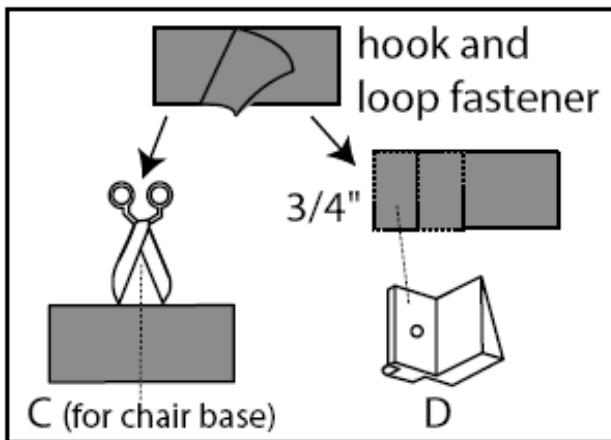


Figure 1

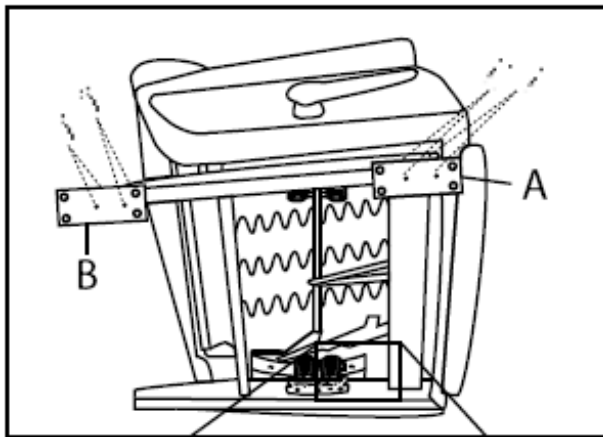


Figure 2

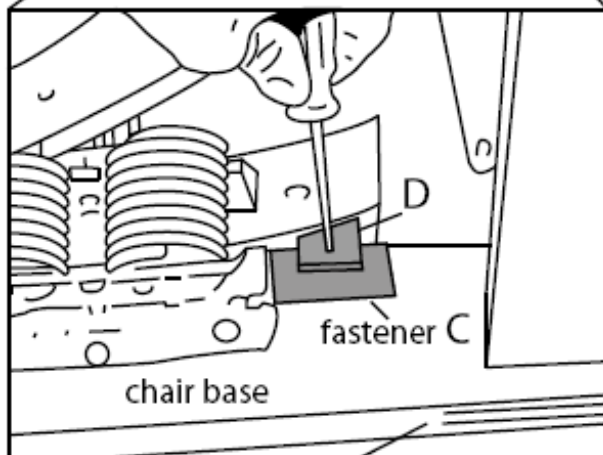


Figure 3

Separate the hook and loop fastener into 2 pieces. Cut one piece in half (fig.1) creating two 2" pieces (C) that will later be attached to the chair base. With the remaining fastener, cut two $\frac{3}{4}$ " strips. Discard the rest. Peel off the adhesive backing and place on each Rocker Limiter as shown (D).

Turn the chair on its left side: the leg extension handle will be visible (fig. 2). Using a flathead screwdriver, pry the plastic floor protectors from each corner of the chair base.

Install Chair Lifts to the chair base with the provided screws. Make sure Recliner Riser (A) is in front and Recliner Riser (B) is in back. Also, make sure Recliner Risers are snug to chair when the screws are installed. This will ensure a proper fit.

Clean any dust from chair base where fastener piece (C) will be attached (fig.3). Remove adhesive backing and apply up to top edge of base. Holding the tab of the left Rocker Limiter, place on fastener piece (C) – the screw will install later.

Note: Moving the Rocker Limiter along the 2" inch strip closer or away from the spring complex determines where the chair will stop when one stands up. Adjust to users comfort. Once the preferred setting is found, place a screw through the hole as shown.

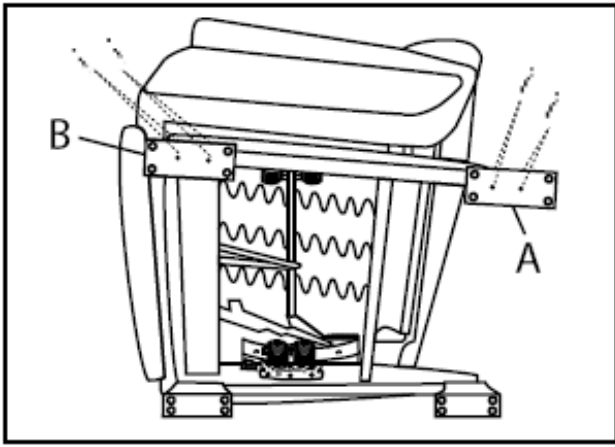


Figure 4




Figure 5

Turn the chair over onto its right side. Repeat steps in figure 2 and figure 3 for the other side of the chair. Make sure that the Recliner Riser (B) is in front this time and Recliner Riser (A) is in the back.

When finished, return the chair to its upright position.

NOTE FOR SWIVEL BASED CHAIRS: Base must be switched to a regular base prior to installation. Most chair manufacturers will do this for a small fee.

The Recliner Risers™

are designed to increase a person's biomechanical advantage while keeping his or her existing chair. Patients with total hip replacements or other conditions with specific precautions should continue to follow the recommended guidelines set forth by their physician or health care provider.

Contact Information:

Standers Incorporated
Phone: 1-800-506-9901
Web: www.stander.com

WARNING: Please read before using this product.

1. Serious injury can result if Recliner Risers are not properly installed. If Recliner Risers are not securely fastened to the recliner base, the recliner may become improperly balanced, which may result in the user to tip and fall. If you notice any instability in your recliner after installation, please review the instructions or contact Stander at 1-800-506-9901. Standers Inc. is committed to providing safe products and informing the user of ways to prevent accidents.

SAFETY PRECAUTIONS:

- ✓ Regularly check the Recliner Risers to identify any signs of instability in the recliner.
 - ✓ Position your recliner the appropriate distance away from the wall so the recliner may fully recline.
 - ✓ Additional safety measures should be taken for users that are at high risk. Such users include those who are not mentally conscious (including those individuals under medication), and users who have size or weight conditions that may apply extreme stress on the Recliner Risers.
 - ✓ If you have any concerns or questions regarding these precautions, please contact Standers at 1-800-506-9901.
2. If you are suffering from an ailment or injury or are taking medications that affect your balance or ability to stand or sit down, you should first consult with a physician before using this product. If the product is not used properly, serious injury or harm could result.
 3. This product is only intended to provide a biomechanical advantage while sitting and standing.
 4. The product instructions must be carefully followed to ensure that the product is properly assembled and positioned. Failure to follow the instructions could result in serious injury to the user(s) of this product.
 5. After installation of the Recliner Risers, children should not be allowed to stand or jump on the recliner.
 6. **DISCLAIMER:** Neither Standers, Inc. nor the manufacture is liable for any harm or injury that may result or has resulted from the improper use or assembly of the product.

Limited Warranty

Congratulations on your purchase of your Standers brand product. We hope that it will ease your daily living. Please read the following warranty statement for your protection.

Standers, Inc. warrants to the original purchaser that this product will be free from defects in material and/or workmanship for 1 year from the date of purchase. During the warranty period, Standers, Inc. will correct any defects in material or workmanship, at no charge. The original purchaser, however, must prepay shipping cost. Any replacement parts will be new and are warranted for the remainder of the original warranty or thirty (30) days from the date of shipment, whichever is longer. The original purchaser must notify Standers, Inc. during the warranty period in writing of the defect in workmanship or material. This warranty is not transferable and covers only normal use. **NO SHIPPING CHARGES ARE REFUNDABLE.**

The warranty does NOT cover the following:

- Damage during shipment other than original shipment to retailer.
- Damage caused by unauthorized attachments, alterations, or modifications.
- Damage caused by the use of the product for purposes other than those for which the product was designed or intended.
- Damage caused by any other abuse, misuse, mishandling or misapplication.

Under no circumstances shall Standers, Inc. be liable for any special, incidental, or consequential damages based upon breach of this limited warranty, breach of contract, or strict liability.

THERE ARE NO WARRANTIES WHICH EXTEND BEYOND THE DESCRIPTION ON THE FACE HEREOF. ALL OTHER WARRANTIES, EXPRESS OR IMPLIED (INCLUDING ALL IMPLIED WARRANTIES OF MERCHANTABILITY OR FITNESS FOR A PARTICULAR PURPOSE), ARE HEREBY DISCLAIMED.

Some states do not allow limitations on how long an implied warranty lasts, so the above limitation may not apply to you. This warranty gives you specific legal right, and you may also have other rights, which vary from state to state. To obtain service under this warranty, you can reach Standers Inc. at 74 Canterbury Circle, Logan, Utah 84321.