



# Quick Guide - EN

## Molift Assist

**molift®**  
by Etac

QG62001 - 2024-05-28 - Rev. 1.0

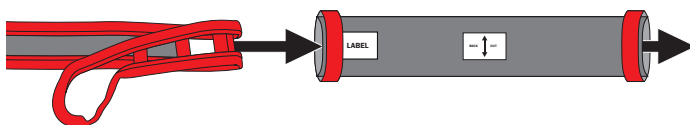
Molift Assist Strap



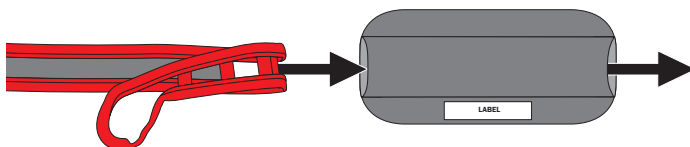
Molift Assist Belt



Molift Assist Sleeve



Molift Assist Sleeve Wide



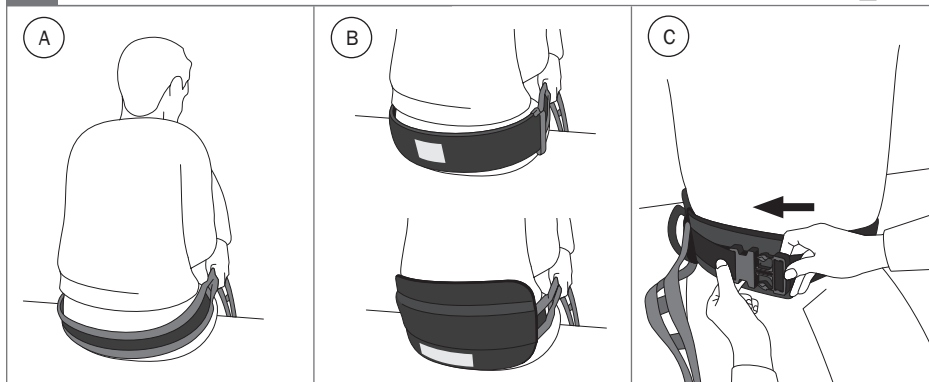
[www.etac.com](http://www.etac.com)



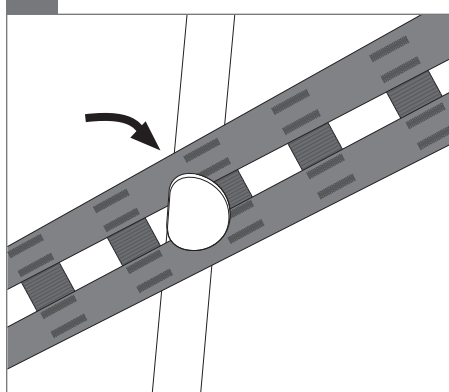


1.

**i** 01



2.

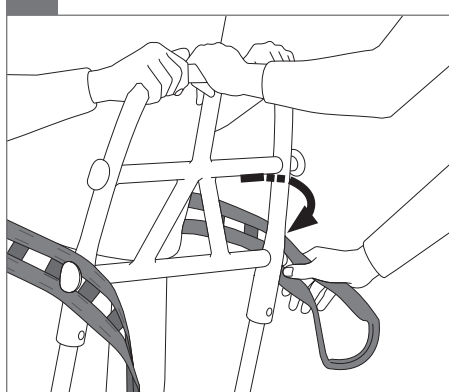


3.

**!** 01 **i** 02

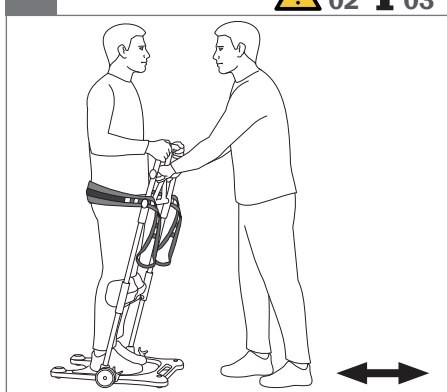


4.



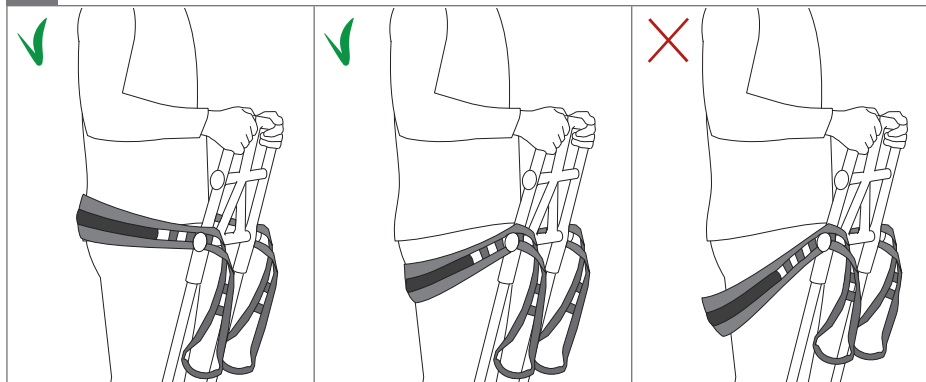
5.

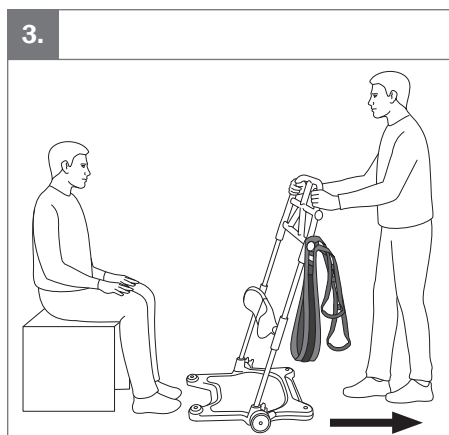
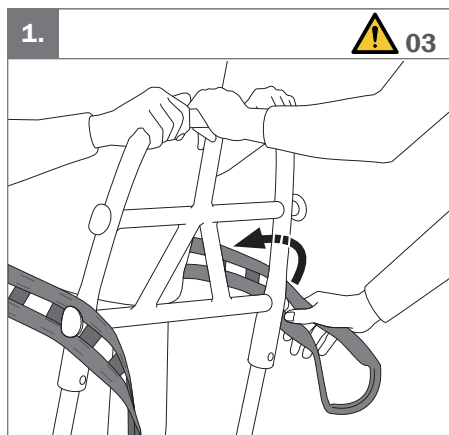
**!** 02 **i** 03





6.

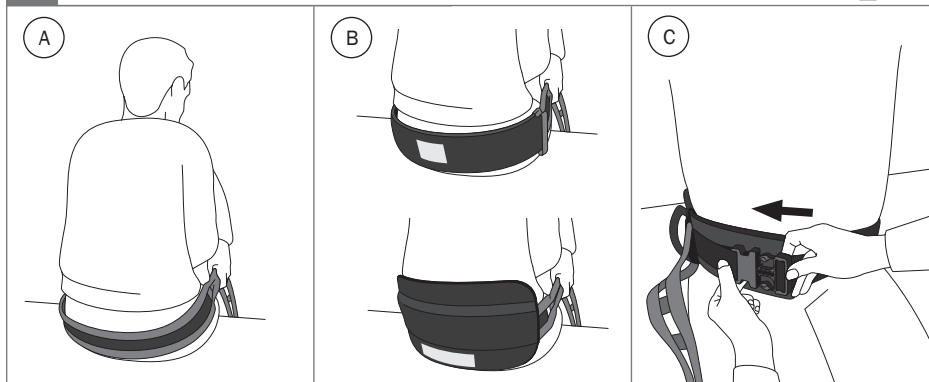




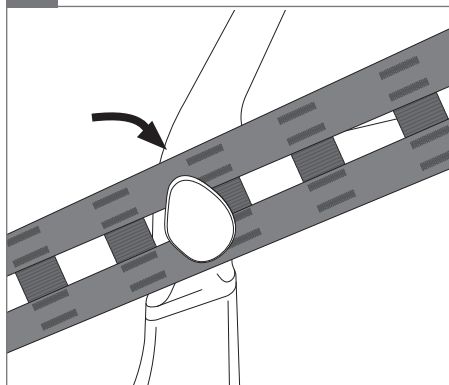


1.

i 01



2.

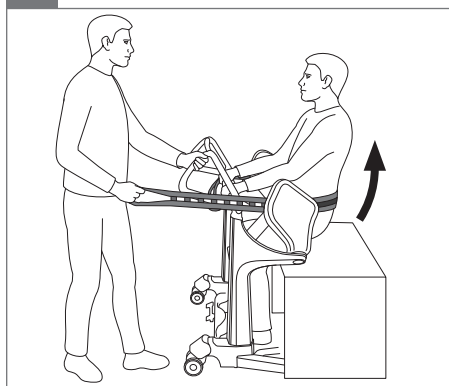


3.

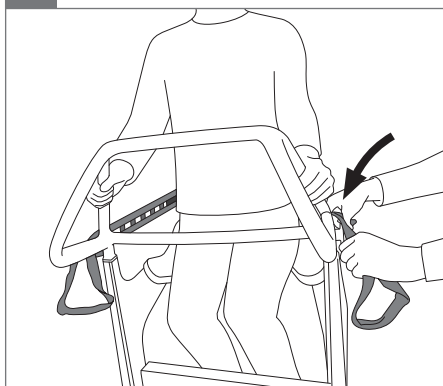
! 01 i 04



4.



5.



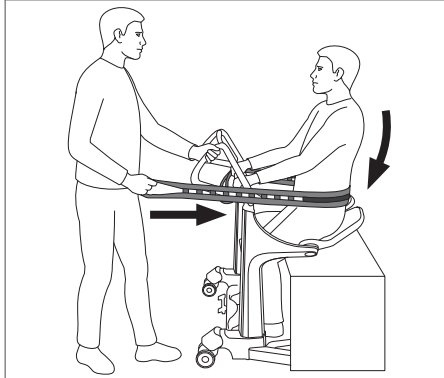


6.

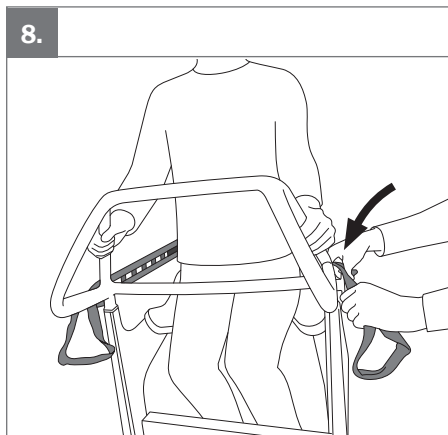


7.

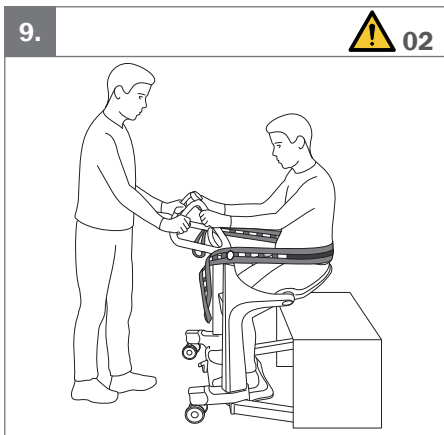
**i** 05

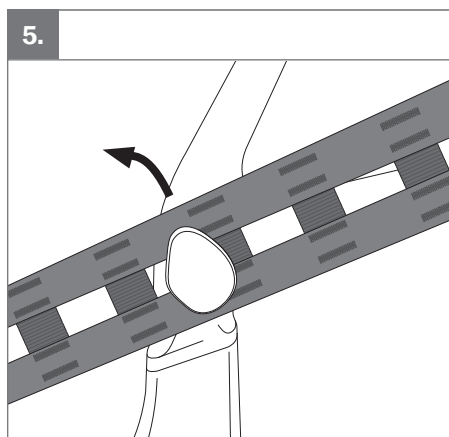
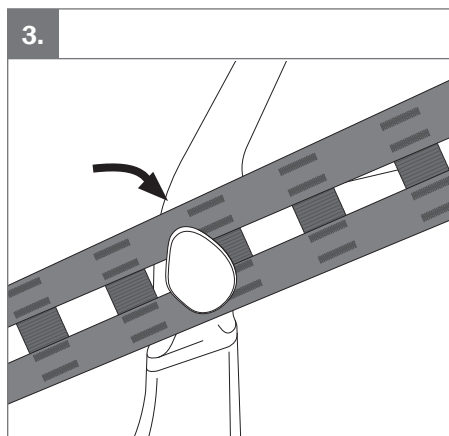
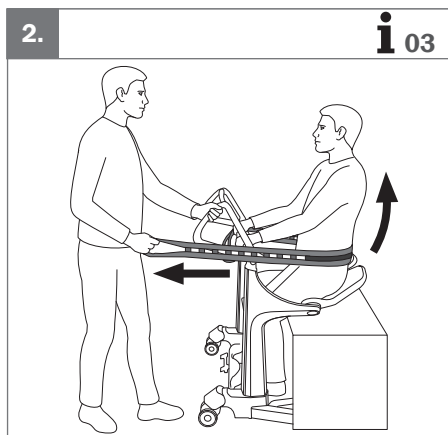
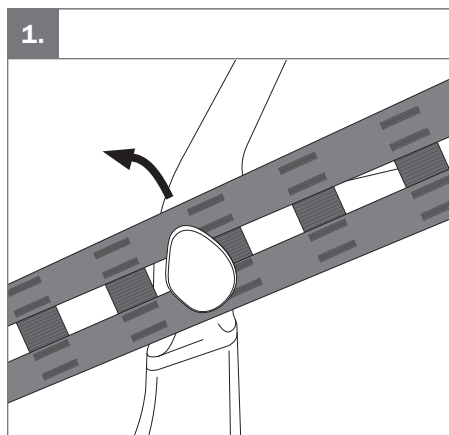


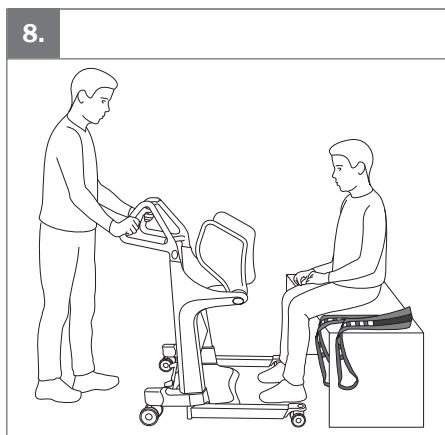
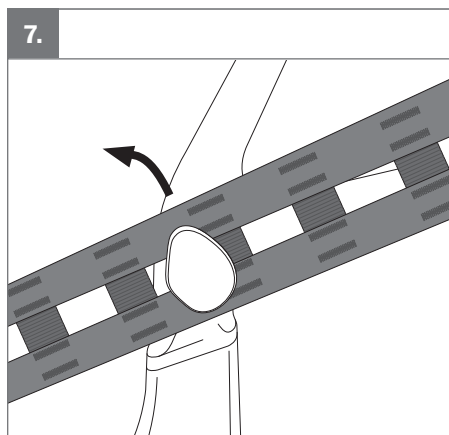
8.



9.







## Handling



### Warnings

01. If using Sleeve, make sure to grab the handle on Assist Strap, not the handle of Sleeve.
02. The user should always hold on to the handles during transfer.
03. Make sure the user is weight-bearing when releasing Assist Strap. Only release in one side when lowering the user back to a sitting position.
04. The user must remain standing until both seat pads are rotated down.

## i

### Information

01. Choose applicable application using either method A (Strap), B (Sleeve/Sleeve Wide) or C (Belt).
02. Lock the wheels, and place one foot on the edge of the base plate. The carer must always counterbalance the user's weight when the user stands up or sits down.
03. Before performing the transfer – make sure that the strap is tense and placed either underneath the buttocks or a hip height.
04. Make sure the straps are placed on the inside of the seat pads.
05. Adjust the strap attachment to loosen the strap while the user is seated on the seat pads.

## Cleaning



60-80°  
140-176F



Max. 60°  
/140F



This product can be cleaned with a solvent-free cleaning agent with a pH level between 5 and 9, or a 70% disinfection solution.



This is a Quick Guide. The latest version of all user manuals can be downloaded as a "pdf-file" from the [www.etac.com](http://www.etac.com)



**Etac A/S**

Parallevej 3

DK-8751 Gedved



+45 796 858 33



[patienthandling@etac.com](mailto:patienthandling@etac.com)



[www.etac.com](http://www.etac.com)

**molift®**  
by Etac