



270 Washington Street, Mount Vernon, New York 10553

Tel: 845-205-6004 Fax: 845-205-6005



[www.proactivemedical.com](http://www.proactivemedical.com)

855-BE-PROACTIVE (855-237-7622)

## ALTERNATING PRESSURE GERI CHAIR OVERLAY USER MANUAL

### INTENDED USE






The Protekt® Aire Geri Chair Overlay is intended to reduce the incidence of pressure ulcers while optimizing patient comfort. It also provides the following:

-  Individual home care setting and long-term care
-  Pain management as prescribed by a physician


### PRODUCT FUNCTIONS

#### Pump

The functions of the Protekt® Aire Geri Chair Overlay pump are described below. Please refer to the figures of the Protekt® Aire Geri Chair Overlay pump.

-  Power Switch (1)
  - The switch is located in the front of the pump.
  - Turn ON/OFF the power, the pump will start/stop operation.
-  Weight adjust knob (2)
  - Turn the weight knob to set a comfortable weight level.
-  Normal Pressure Indicator (3)
  - A visible indicator (green) tells the pressure has reached a preset or user-defined level.
-  Low Pressure Indicator (4)
  - A visible indicator (orange) warns the pressure is below a preset or user-defined level.
-  Static Control (5)
  - Press to set the air mattress in static mode.

1. Power switch
2. Weight adjust knob
3. Normal Pressure Indicator
4. Low Pressure Indicator
5. Static Control
6. Hanging Brackets



#### Mattress

The Protekt® Aire Geri Chair Overlay pump comes with cell type mattress of Nylon TPU, provided optionally with the pump.

Please refer to the specifications section for details.









270 Washington Street, Mount Vernon, New York 10553

Tel: 845-205-6004 Fax: 845-205-6005





[www.proactivemedical.com](http://www.proactivemedical.com)

855-BE-PROACTIVE (855-237-7622)





## OPERATING INSTRUCTIONS

-  Place pump on horizontal surface or hang it by means of the hook.
-  Open mattress on the chair. Secure it with straps.
-  Connect air feed tubes to air outlet on the mattress and pump, ensuring that the tubes are not kinked or twisted.
-  Turn on the pump power. The indicator of the power switch will come on. The pump starts to pump air into the mattress.
-  The Low Pressure indicator (orange) will come on as inflation undergoes. When the pressure reaches the preset level within approximately 30 minutes, the Normal Pressure indicator will come on, and the Low Pressure indicator will turn off.
-  Turn the weight adjust knob to set a comfortable weight level.

## ENVIRONMENT REQUIREMENTS

-  Operation Temperature: 50 °F ~95 °F (10 °C ~35 °C)
-  Storage Temperature: 5 °F ~122 °F (-15 °C ~50 °C)
-  Operation Humidity: 20%~80% non-condensing
-  Storage Humidity: 10%~90% non-condensing

## CLEANING GUIDELINES

-  Can be cleaned by disinfectant solution.
-  Do not immerse the pump in water.
-  Do not heat or steam in autoclave.
-  The mattress and cover are aerated until they are fully dry.

## TECHNICAL SPECIFICATIONS

Pump	Mattress
Item: Protekt® Aire Geri Chair Overlay	Item: Protekt® Aire Geri Chair Overlay
Power supply: 120V/60Hz, 1A	Size: 69" (L) x 20" (W) x 3" (H) Size: 69" (L) x 24" (W) x 3" (H)
Air output: 9 liter/min.	Top cover: Nylon/PU with zipper
Pressure range: 30mmHg~60mmHg	Air cells: <b>Nylon/TPU</b>
Cycle time: 10 min.	Base: Nylon / PVC
Power consumption: 9W	36 air cells
With normal / low pressure light	Quick connectors
Size: 10.83" (L) x 5.31" (W) x 3.54" (H)	
Weight: 3 Lbs	

**WARRANTY: 18 months for pump and mattress**