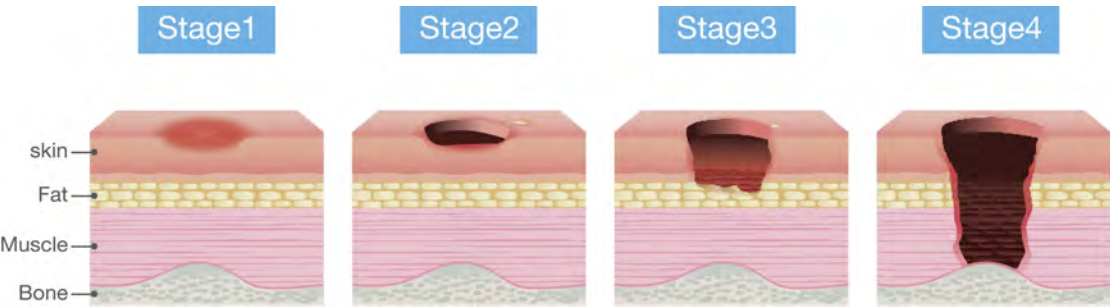


RHYTHM MULTI

Rhythm Multi Mattress System is a medium to high risk system for patients who are at risk of developing pressure ulcers according to your sound clinical judgment. Rhythm Multi can also be used for patients who have an existing stage1,2,3 and 4 pressure ulcers, in conjunction with your hospitals policy on pressure area management.



MASTER CONTROL UNIT	
Dimension:	(L)17.7"x (W)6.8"x (H)10.8"
Weight:	13.2 lbs
Rating Voltage:	110-120 volts
Max Current:	5A
Rating Frequency:	60Hz
Cycle Time:	3~95 mins 3 in 1 alternation
Min/Max Pressure:	10~61 mmHg +/- 3~4 mmHg
Protection Type:	Class I, Type BF Power outage visual and audio alarm Static / Pulsation / Alternating Pressure Auto-firm for fast mattress inflation Keypad lock-out function
Air flow rate:	> 1200 liters per minute

MATTRESS REPLACEMENT	
Model No:	Rhythm Multi
Dimensions:	(L)80"x (W)36"x (H)10"
Bariatric Size:	42, 48 inch width
Weight:	28.6 lbs
Weight Capacity:	600, 800, 1000 lbs
Cell Material:	Black Nylon with PU coating
Cell Number:	18 cells
Cover Material:	Blue Nylon with PU coating finish
Base Material:	Black Polyester with PVC coating CPR Quick Release System Cable Management System on bottom cover
HCPSC Code	E0277

RHYTHM MULTI


Provides you, the caregiver, with peace of mind, and your patient with world class care and comfort




Perfect for
patients and
caregivers



HAPPY HEEL™ provides
extra comfort settings
for the heels



Low slip nylon under
mattress base cover to
reduce shearing and
friction between mattress
and bed frame



Nylon woven fabric
with PU coating finish




PRESSURE MAPPING

Rhythm Multi provides constant low pressure
by redistributing the patient's pressure over a
greater area than a standard mattress.



Foam Safety Mat to prevent bottoming
out in case of power loss




RHYTHM MULTI

- The Rhythm Multi replacement mattress can accommodate patient weights up to 1000 lbs
- 3-in-1 alternating pressure covers 66% of patient's body to provide a more comfortable yet still effective therapy
- 60 seconds of pulsation simulates a massage to assist in maximizing a patient's comfort
- Modular structure design ensures ease of use and cleaning
- True low air loss provides extra comfort for moisture and temperature control



- provides 3 selectable softness settings in the last 4 air cells to provide protection for patient's fragile heels

Exhaust port removes excess
heat from pump lowering
mattress surface temperature



10 adjustable comfort
settings provides
different levels of comfort
depending on the patient's
therapy required

3 different modes of
clinical therapy: static/
pulsation/alternation

Alternation cycle times
from 3-95 minutes

Control Panel Lock Out

Auto Firm/Patient
Care control




Rhythm Multi is your
partner in protection
and treatment of
pressure ulcers



Cable management
keeps electrical cables
off the floor



CPR quick release
system deflates the
system within 20
seconds



Hanging bracket fits on
all type of beds